


A new member
joins the c-line family
CDF3000



 c-line _ positioning system

CDF3000 _ the little one with the genes of its big brother

Admittedly, the idea of implementing a cost-optimised servo system based on 24 V or 48 V DC supply is not exactly new, but just take a look at the functionality the new little member of our family has inherited from its big brothers, the CDE and CDB, and you will realise that we have completely re-interpreted the whole concept.

Top-class positioning functionality, a robust mechanism design concept, consistent CANopen DSP402 integration, safe standstill in accordance with IEC 954-1 category 3, ...

As you see, we have provided the CDF3000 with all the features needed to make the 24 V or 48 V DC supply concept fit for use in the highly demanding automation environment.

We are convinced that our new little family member will redefine standards of cost-effectiveness and performance in the servo class below 2 Nm – to your benefit and to ours.

48V Supply voltage 24–48 V DC
for operation at safety
extra-low voltage level

SAFETY Safe standstill to category 3 EN 954-1
to save on external safety components

CANopen inside CANopen inside
with DSP402 Position, Interpolated Position, Velocity and Homing modes and scaling of units by Factor Group

ENCODER Evaluation of two encoders
for precision positioning operations
with backlash mechanism

ABSOLUTE Evaluation of multi-turn encoders
for positioning operations without
referencing

POS IV Sequenced driving set positioning
with sequential job logic, graphically
operated

PLC motion PLCmotion
for process-oriented additional tasks and
coordination of movement sequences

CAM Cam-contactor group
for generation of position-dependent
control signals to control connected
machine peripherals

V ONLINE Online position profile generator
for real-time position profile generation
with 250 µs fine interpolation




Photo: Siemens


Photo: Siemens



CDF3000



CDF3000 View of the bottom side



Position controller _ CDF3000

CDF3000	
Rated current [A] (24 V-48 V mains)	8
Motor power [W]	470
Peak current [A]	2.0 times rated current for 5 s
Cold Plate	x
Dimensions (W x H x D) in mm	55 x 160 x 120

The braking chopper electronics is integrated.

Synchronous servomotors _ LSH/LST

	LST-037	LSH-050	LSH-074
Standstill torque [Nm]	0.1-0.2	0.26-0.7	0.8
Rated torque [Nm]	0.09-0.18	0.25-0.67	0.75
Rated speed [min ⁻¹]	6000-8000	3000	1500
Installation window [mm]	37	55	86
Design length [mm]	67-82	67-97	96
Moment of inertia [kgcm ²]	0.06-0.12	0.06-0.11	0.5

The new generation of motors impresses by its high power output combined with a compact design.

Information and specifications are subject to change at any time. For more information please visit us at www.lt-i.com.

Everything for your success

Drive technology for automation

LUST | **LTi** DRIVES

www.lt-i.com
Servo and inverter drive
systems for automation

LEVITEC

www.levitec.de
Motor and magnetic bearing
components for high-speed
drives

DRISSEL

www.dressel.de
Electrical equipment for
plant and machinery

Systems/components in the area of renewable energies

LUST | **LTi** REENERGY

www.lt-i.com
Complete systems in the
area of renewable energies

LUST | **LTi** ADATURB

www.adaturb.de
ORC systems of generating
power from heat

Micro-system technology/sensor systems

SENSITEC

www.sensitec.com
Magneto-resistive sensor chips and
microsystems for measurement of
physical variables

LUST
HYBRID-TECHNIK

www.lust-hybrid.de
Assembly and interconnection
technology for microsystems

LTi DRIVES GmbH
Heinrich-Hertz-Straße 18
59423 Unna
GERMANY
Fon +49 (0) 2303/ 77 9-0
Fax +49 (0) 2303/ 77 9-397
Mail info@lt-i.com
www.lt-i.com

LTi DRIVES GmbH
Gewerbestraße 5-9
35633 Lahnau
GERMANY
Fon +49 (0) 6441/ 96 6-0
Fax +49 (0) 6441/ 96 6-177
Mail info@lt-i.com
www.lt-i.com